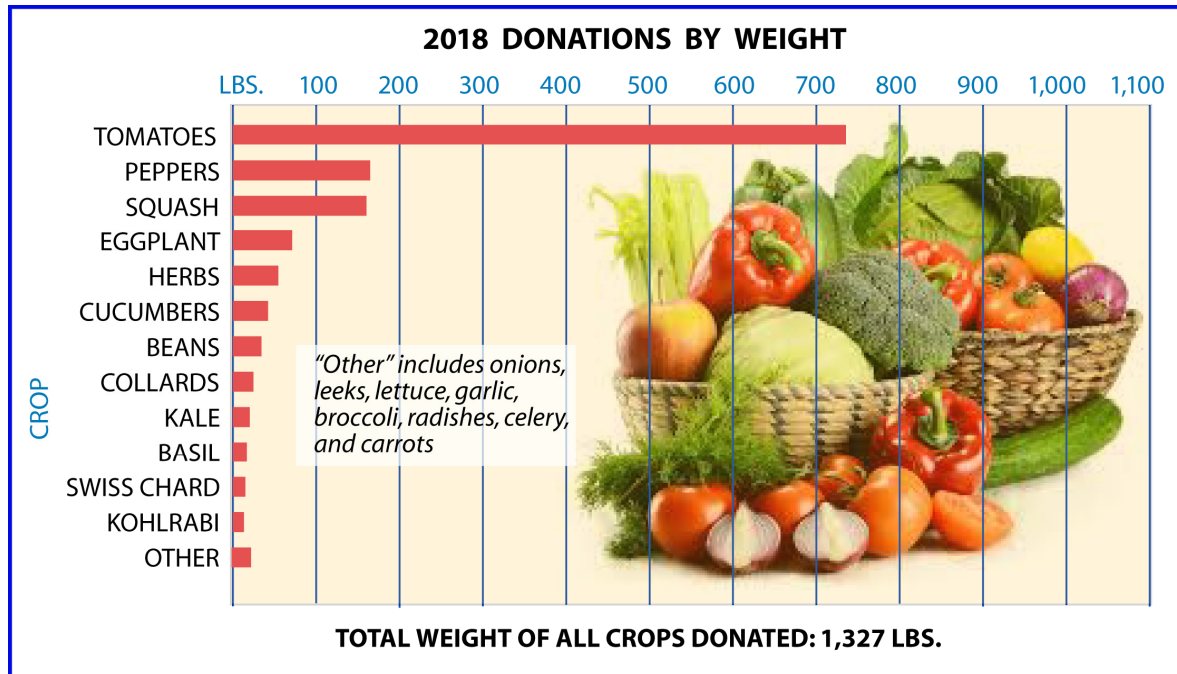




Parma Lutheran Church Community Garden

2018 ANNUAL REPORT



For the 8th consecutive year, the PLC Community Garden was able to grow and donate fresh produce to the Parma Hunger Center. This year the donations totaled 1,327 pounds. Tomatoes were our major crop, weighing in at 729 pounds.

Normally our donations come from the equivalent of 6 dedicated Hunger Center plots plus at least 10% of the harvest from 24 individually leased plots. 2018 was unusual in that 5 individual plots were not claimed and were not planted. If more gardeners had participated, our harvest total would have been higher. In terms of weather, though, 2018 was a good gardening year. Most plots were productive. Deer nibbled from outside our fence but we found no feeding damage from inside the garden.

As in all previous years, the Garden was financially self-sustaining. Plot fees and donations covered all our expenses. Thanks to gardeners Dave and Amy Cheverine and their extended family, the Garden was the recipient of many quality tools and several heavy-duty sprinkling cans. The congregation faithfully contributed recycled clamshells throughout the season and the Hunger Center presented us with a case of new clamshells that served

us well though 2017 and into 2018. Many thanks to all of you for your support!

Vegetables were harvested twice weekly and delivered to the Hunger Center for Tuesday and Friday distribution. The harvest team packaged and weighed the produce prior to delivery.

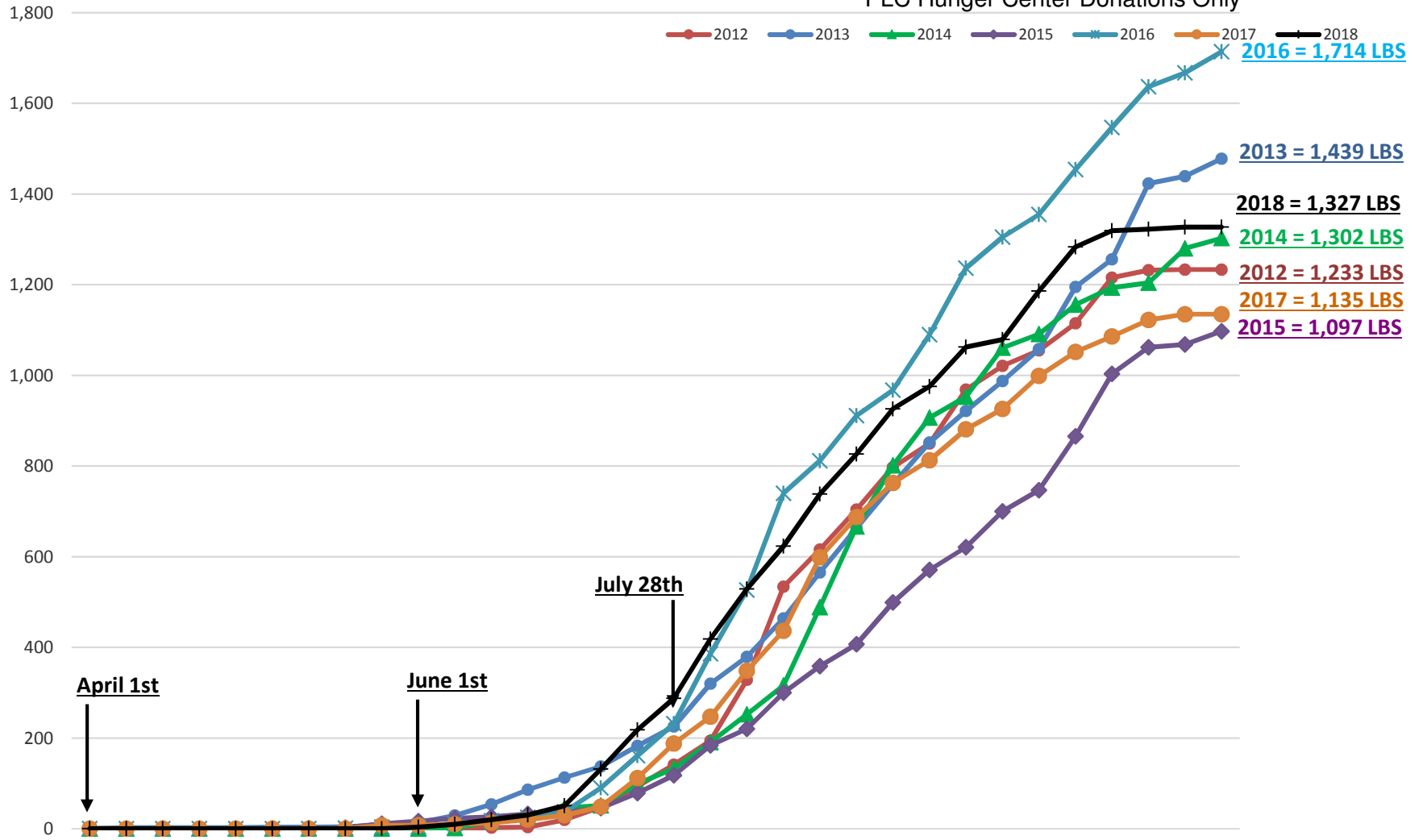
You may have noticed the red geraniums brightening the perimeter of the Garden last summer. They were the geraniums that originally beautified the sanctuary on Pentecost. Afterwards, the flowers not claimed by their purchasers were planted around the garden where they could be watered and dead-headed on a regular basis.

Those who want to lease a plot in 2019 will find applications in the narthex and posted online at www.PLC-Parma.org by late February. Even if you don't want to lease a plot, volunteers are always welcome to help harvest, water dedicated Hunger Center plots, or help maintain the perimeter flower bed. If you like to work with plants and see things grow, there is a place for you in the PLC Community Garden! Please consider participating in this rewarding ministry!

Brett Iafigliola, P.E., Garden Director
 Ruth Mocado and Marilyn Molzan, Operations Managers

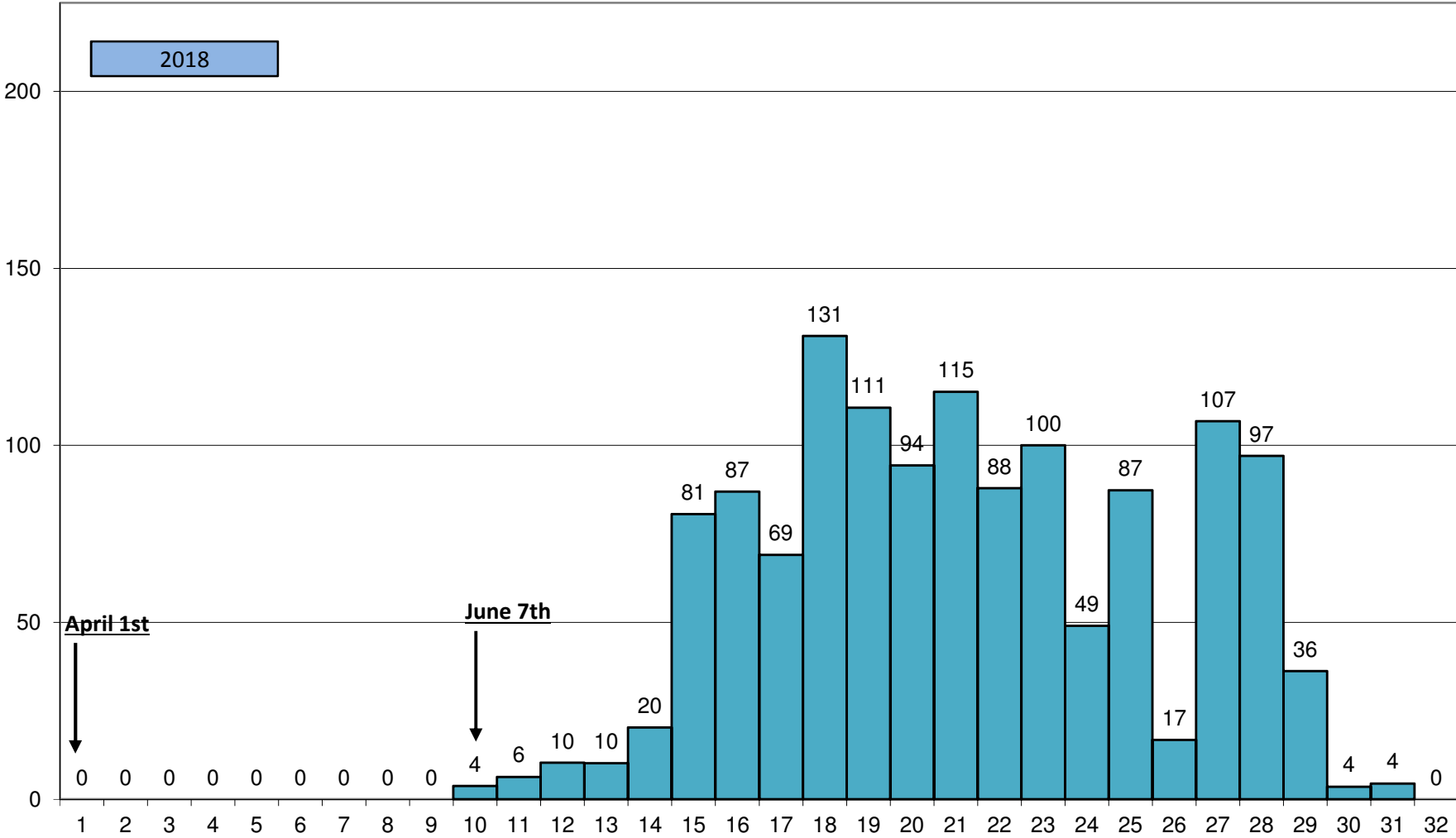
**PARMA LUTHERAN CHURCH
COMMUNITY GARDEN
FIGURE #1 - 2012 to 2018 : Cumulative HC Donations ***

* PLC Hunger Center Donations Only



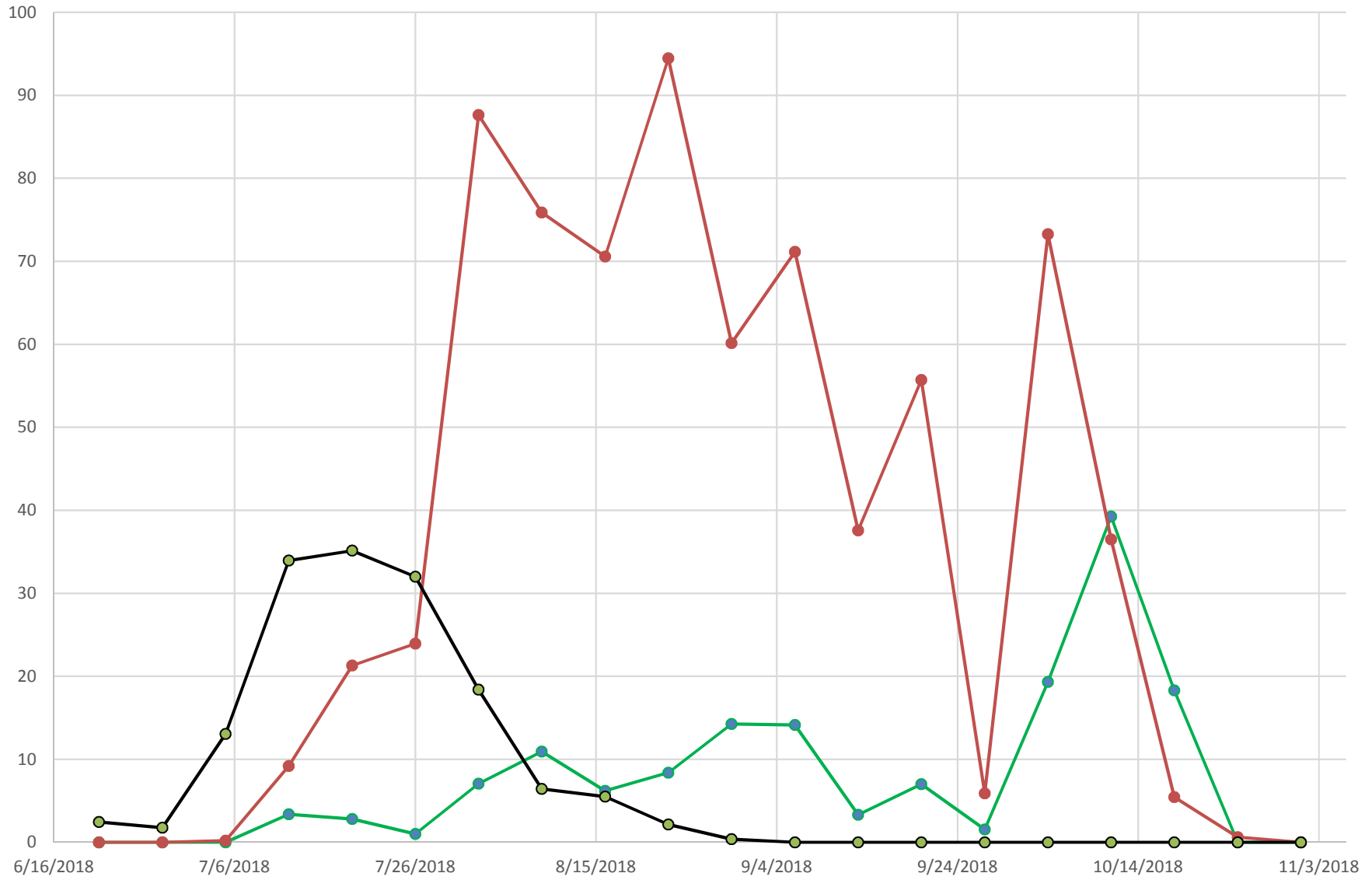
**PARMA LUTHERAN CHURCH
COMMUNITY GARDEN
FIGURE #2 - Produce Donated Per Week ***

* PLC Hunger Center Donations Only



PARMA LUTHERAN CHURCH
COMMUNITY GARDEN
FIGURE #3 - WEEKLY CROPS

- Peppers:
- Tomatoes:
- Zucchini:



**PARMA LUTHERAN CHURCH
COMMUNITY GARDEN
2012 through 2018 : By Produce Type**

CROP ITEM:	2012	COUNT	%	2013	COUNT	%	2014	COUNT	%	2015	COUNT	%	2016	COUNT	%	2017	COUNT	%	2018	COUNT	%
TOMATO	798.33	387	65%	791.63	276	54%	572.88	262	44%	525.31	193	48%	1,102.06	400	64%	493.19	258	43%	729.31	350	55%
PEPPER	102.99	138	8%	109.63	140	7%	108.25	134	8%	60.38	66	6%	65.56	73	4%	53.69	71	5%	156.88	146	12%
SQUASH	121.05	50	10%	35.50	19	2%	96.88	42	7%	35.75	21	3%	172.94	57	10%	153.25	59	14%	151.13	48	11%
EGGPLANT	28.61	33	2%	32.94	33	2%	46.25	36	4%	5.25	5	0%	12.69	5	1%	46.63	39	4%	55.31	34	4%
HERBS	17.05	61	1%	36.19	93	2%	39.88	35	3%	34.31	35	3%	45.19	34	3%	51.06	30	4%	40.13	22	3%
CUCUMBER	39.10	23	3%	51.38	27	3%	88.06	59	7%	102.00	53	9%	78.50	43	5%	152.94	72	13%	37.31	18	3%
BEANS	33.65	39	3%	29.38	36	2%	82.44	71	6%	89.63	78	8%	72.94	49	4%	46.50	44	4%	29.63	35	2%
COLLARDS	0.19	1	0%	32.69	30	2%	0.00	0	0%	19.81	20	2%	32.56	28	2%	19.31	17	2%	26.63	31	2%
KALE	9.16	25	1%	32.13	53	2%	54.88	81	4%	37.13	52	3%	18.63	25	1%	27.31	33	2%	26.25	44	2%
BASIL	4.22	17	0%	8.44	17	1%	2.50	12	0%	0.00	0	0%	0.00	0	0%	0.00	0	0%	21.56	16	2%
CHARD	22.15	38	2%	64.56	60	4%	34.75	53	3%	23.75	24	2%	12.63	20	1%	24.88	25	2%	11.31	19	1%
KOHLRABI	4.57	5	0%	51.88	27	4%	19.38	17	1%	9.81	6	1%	10.63	7	1%	9.38	8	1%	7.69	3	1%
ONION	2.01	6	0%	14.44	16	1%	2.69	6	0%	4.50	4	0%	9.88	10	1%	0.69	2	0%	6.63	4	0%
LEEK	0.00	0	0%	0.00	0	0%	18.81	9	1%	5.56	4	1%	14.25	7	1%	7.56	6	1%	5.88	4	0%
LETTUCE	16.26	26	1%	34.69	31	2%	24.13	28	2%	13.50	24	1%	5.63	11	0%	6.50	8	1%	5.50	6	0%
GARLIC	0.81	1	0%	0.00	0	0%	0.00	0	0%	0.25	1	0%	1.13	2	0%	0.00	0	0%	5.13	5	0%
BROCCOLI	1.00	2	0%	1.06	4	0%	0.00	0	0%	0.00	0	0%	0.00	0	0%	4.75	9	0%	5.00	7	0%
RADISH	6.76	6	1%	30.25	22	2%	4.00	4	0%	12.69	6	1%	6.63	5	0%	3.63	3	0%	4.00	3	0%
CELERY	0.00	0	0%	0.00	0	0%	0.00	0	0%	0.00	0	0%	0.00	0	0%	0.00	0	0%	1.50	2	0%
CARROT	14.38	7	1%	31.75	22	2%	26.00	8	2%	103.31	32	9%	13.31	4	1%	0.00	0	0%	0.38	1	0%
STRAWBERRY	0.00	0	0%	0.06	1	0%	0.00	0	0%	0.00	0	0%	0.81	1	0%	0.00	0	0%	0.13	1	0%
BEETS	8.75	6	1%	6.81	8	0%	13.00	5	1%	0.00	0	0%	23.81	11	1%	28.69	15	3%	0.00	0	0%
BRUSSEL SPROUT	0.00	0	0%	0.00	0	0%	0.50	1	0%	0.00	0	0%	0.00	0	0%	0.00	0	0%	0.00	0	0%
CABBAGE	0.00	0	0%	10.88	6	1%	15.75	7	1%	8.00	1	1%	13.94	3	1%	3.81	2	0%	0.00	0	0%
MUSTARD GREENS	0.75	2	0%	0.00	0	0%	0.00	0	0%	0.00	0	0%	0.00	0	0%	0.00	0	0%	0.00	0	0%
OKRA	0.38	1	0%	0.00	0	0%	0.00	0	0%	0.25	1	0%	0.00	0	0%	0.00	0	0%	0.00	0	0%
PAK CHOI	0.00	0	0%	4.06	4	0%	0.00	0	0%	0.00	0	0%	0.00	0	0%	0.00	0	0%	0.00	0	0%
PEAS	0.00	0	0%	4.81	9	0%	2.94	3	0%	0.00	0	0%	0.00	0	0%	0.00	0	0%	0.00	0	0%
POTATO	0.00	0	0%	0.50	1	0%	3.69	1	0%	0.00	0	0%	0.00	0	0%	0.00	0	0%	0.00	0	0%
SPINACH	0.31	1	0%	4.06	7	0%	5.25	4	0%	2.63	5	0%	0.56	1	0%	0.00	0	0%	0.00	0	0%
TURNIPS	0.00	0	0%	0.88	1	0%	0.81	1	0%	0.00	0	0%	0.00	0	0%	0.00	0	0%	0.00	0	0%
WATERMELON	0.00	0	0%	55.44	14	4%	39.06	9	3%	3.63	1	0%	0.00	0	0%	1.31	1	0%	0.00	0	0%

Total WT w/o Tom's:	434	LBS	684	LBS	730	LBS	572	LBS	612	LBS	642	LBS	598	LBS
Avg LBS per Entry:	1.41	LBS	1.54	LBS	1.47	LBS	1.74	LBS	2.15	LBS	1.62	LBS	1.66	LBS
TOTALS:	1,232	875	1,476	957	1,303	888	1,097	632	1,714	796	1,135	702	1,327	799
	LBS	Entries	LBS	Entries	LBS	Entries	LBS	Entries	LBS	Entries	LBS	Entries	LBS	Entries

