

**PARMA LUTHERAN CHURCH
COMMUNITY GARDEN**

FIGURE #1 - 2012, 2013, & 2014 Cumulative Donated Production *

2013 = 1,439 LBS

* PLC Hunger Center Donations Only

—●— 2012 —●— 2013 —▲— 2014

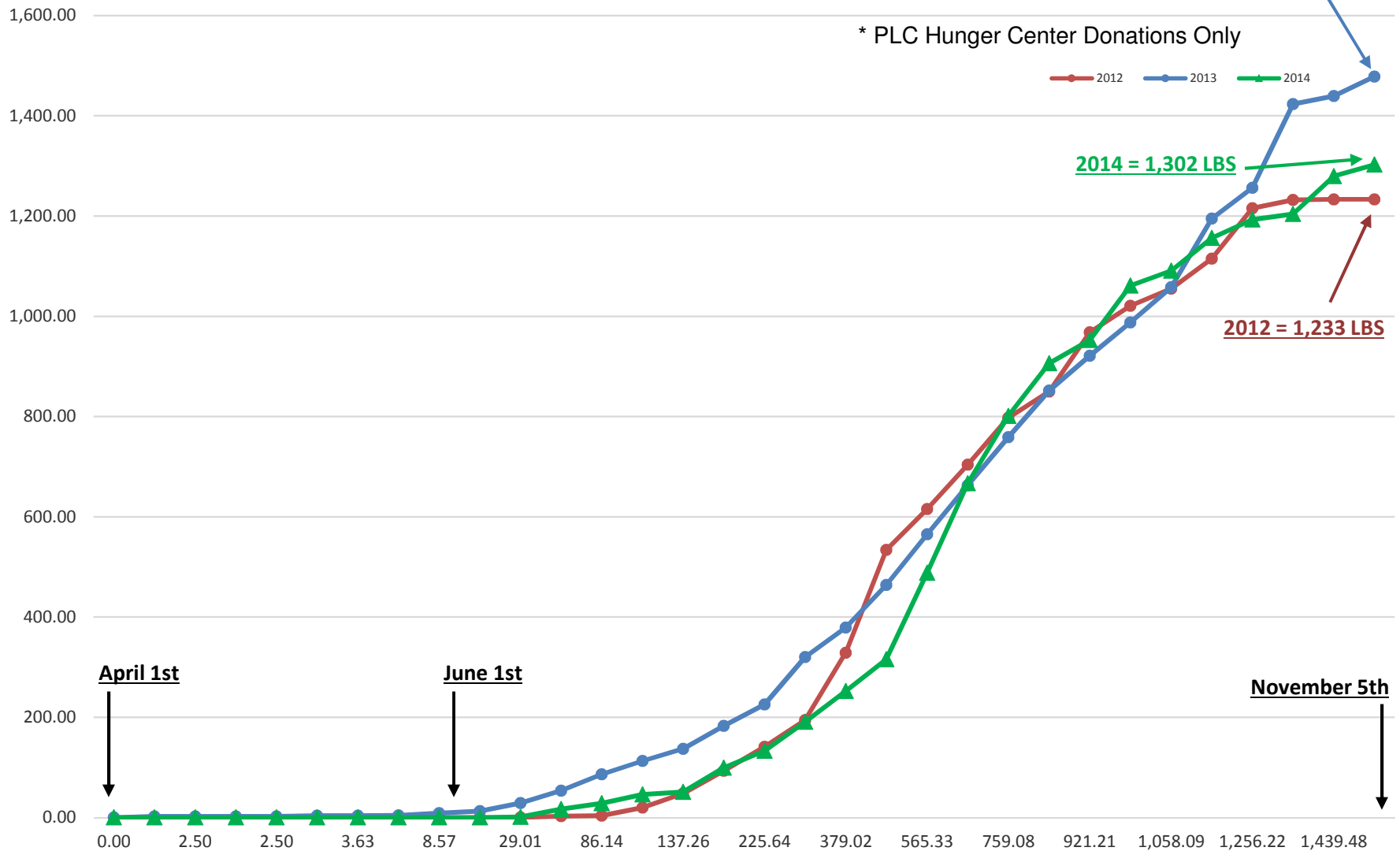
2014 = 1,302 LBS

2012 = 1,233 LBS

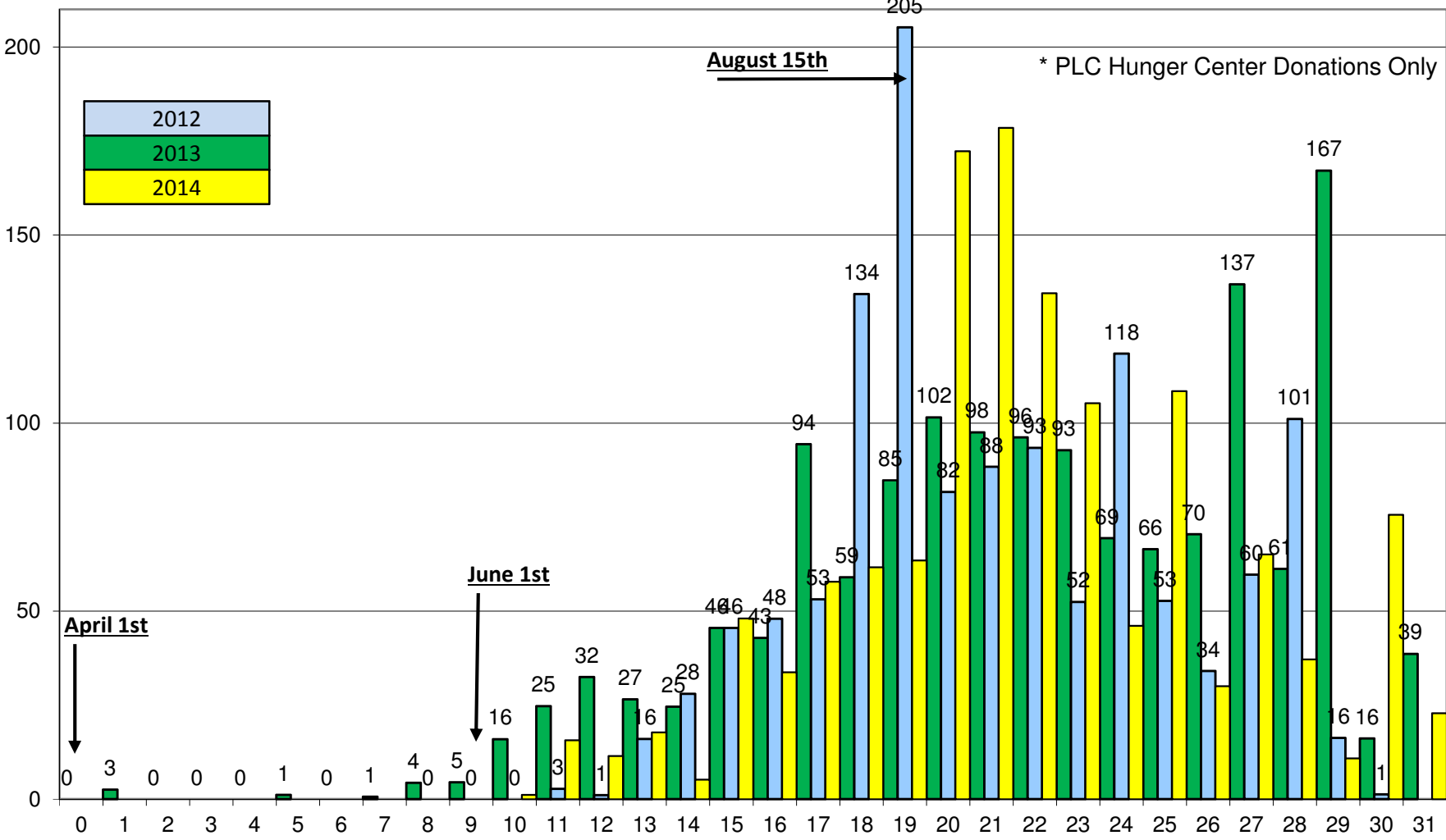
April 1st

June 1st

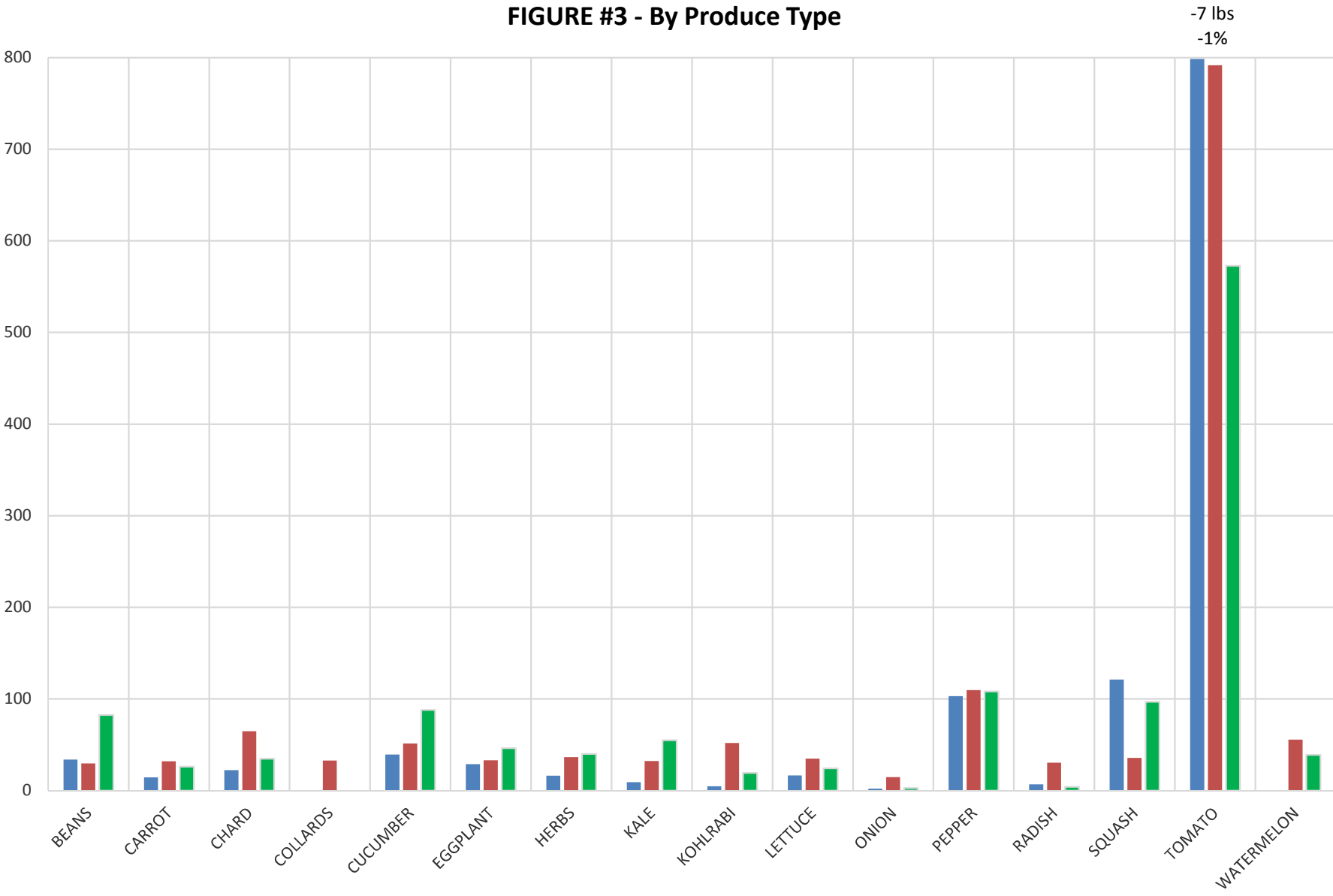
November 5th



**PARMA LUTHERAN CHURCH
COMMUNITY GARDEN
FIGURE #2 - Produce Donated Per Week ***



**PARMA LUTHERAN CHURCH
COMMUNITY GARDEN
FIGURE #3 - By Produce Type**



**PARMA LUTHERAN CHURCH
COMMUNITY GARDEN
2012 vs. 2013 vs. 2014 : By Produce Type**

	<u>2012</u>	<u>COUNT</u>	<u>%</u>	<u>2013</u>	<u>COUNT</u>	<u>%</u>	<u>2014</u>	<u>COUNT</u>	<u>%</u>
TOMATO	798.33	387	65%	791.63	276	54%	572.88	262	44%
PEPPER	102.99	138	8%	109.63	140	7%	108.25	134	8%
SQUASH	121.05	50	10%	35.50	19	2%	96.88	42	7%
CUCUMBER	39.10	23	3%	51.38	27	3%	88.06	59	7%
BEANS	33.65	39	3%	29.38	36	2%	82.44	71	6%
KALE	9.16	25	1%	32.13	53	2%	54.88	81	4%
EGGPLANT	28.61	33	2%	32.94	33	2%	46.25	36	4%
HERBS	17.05	61	1%	36.19	93	2%	39.88	35	3%
WATERMELON	0.00	0	0%	55.44	14	4%	39.06	9	3%
CHARD	22.15	38	2%	64.56	60	4%	34.75	53	3%
CARROT	14.38	7	1%	31.75	22	2%	26.00	8	2%
LETTUCE	16.26	26	1%	34.69	31	2%	24.13	28	2%
KOHLRABI	4.57	5	0%	51.88	27	4%	19.38	17	1%
LEEK	0.00	0	0%	0.00	0	0%	18.81	9	1%
CABBAGE	0.00	0	0%	10.88	6	1%	15.75	7	1%
BEETS	8.75	6	1%	6.81	8	0%	13.00	5	1%
SPINACH	0.31	1	0%	4.06	7	0%	5.25	4	0%
RADISH	6.76	6	1%	30.25	22	2%	4.00	4	0%
POTATO	0.00	0	0%	0.50	1	0%	3.69	1	0%
PEAS	0.00	0	0%	4.81	9	0%	2.94	3	0%
ONION	2.01	6	0%	14.44	16	1%	2.69	6	0%
BASIL	4.22	17	0%	8.44	17	1%	2.50	12	0%
TURNIPS	0.00	0	0%	0.88	1	0%	0.81	1	0%
BRUSSEL SPROUT	0.00	0	0%	0.00	0	0%	0.50	1	0%
COLLARDS	0.19	1	0%	32.69	30	2%	0.00	0	0%
PAK CHOI	0.00	0	0%	4.06	4	0%	0.00	0	0%
BROCCOLI	1.00	2	0%	1.06	4	0%	0.00	0	0%
STRAWBERRY	0.00	0	0%	0.06	1	0%	0.00	0	0%
GARLIC	0.81	1	0%	0.00	0	0%	0.00	0	0%
MUSTARD GREENS	0.75	2	0%	0.00	0	0%	0.00	0	0%
OKRA	0.38	1	0%	0.00	0	0%	0.00	0	0%
TOTALS:	1,232	875		1,476	957		1,303	888	
	LBS	Entries		LBS	Entries		LBS	Entries	